

2011 13th Annual Springer Tournee


K10

July 27, 2011, Park City, Utah

Official Special Jumping Results

Rank	StNr	Name	Club	YOB	km/h	Dist	Dpts	A	B	C	D	E	SPTs	JPTs	TPts
Class J5 G															
1	6	Knutson, Madison	SSWSC	2002	0.00	8.5	52.2	14.0	14.5	15.0	13.0	13.0	41.5	93.7	189.9
					0.00	8.5	52.2	14.5	14.5	14.5	15.0	15.0	44.0	96.2	
2	7	Kanarowski, Emmy	PCNSC	2002	0.00	7.5	47.0	14.0	14.0	15.0	12.5	12.0	40.5	87.5	179.2
					0.00	8.5	52.2	14.0	13.5	13.0	13.0	12.0	39.5	91.7	
Class Open G															
1	10	Thorp, Mae	SSWSC	2001	0.00	12.5	73.0	15.0	15.0	15.5	14.0	13.5	44.0	117.0	228.8
					0.00	11.5	67.8	15.0	15.0	15.0	14.0	13.0	44.0	111.8	
Class J5 B															
1	12	Jarrett, Jack	PCNSC	2002	0.00	14.5	83.4	15.0	15.0	15.5	15.0	14.0	45.0	128.4	251.7
					0.00	14.0	80.8	14.5	14.0	14.5	14.0	13.5	42.5	123.3	
2	13	Knox, Ian	PCNSC	2003	0.00	14.0	80.8	14.5	14.5	14.5	15.0	13.0	43.5	124.3	225.0
					0.00	11.0	65.2	14.0	13.5	11.0	11.0	9.5	35.5	100.7	
3	18	Gilbertson, Gunner	SSWSC	2003	0.00	15.0	86.0	10.0	9.5	9.0	9.0	7.5	27.5	113.5	224.8
					0.00	14.0	80.8	12.5	9.5	9.5	11.0	10.0	30.5	111.3	
4	11	Stretch, Max	CAN	2002	0.00	13.0	75.6	9.0	9.0	9.0	5.5	4.5	23.5	99.1	194.3
					0.00	13.5	78.2	7.0	6.5	4.5	5.0	5.5	17.0	95.2	
5	16	Travis, Gunnar	PCNSC	2003	0.00	12.5	73.0	7.0	7.0	6.5	5.0	5.5	19.0	92.0	183.8
					0.00	11.5	67.8	8.0	8.5	8.0	8.0	6.5	24.0	91.8	
6	19	Cassidy, Elli	CAN	2002	0.00	12.0	70.4	7.0	7.0	5.5	5.0	4.0	17.5	87.9	179.9
					0.00	12.5	73.0	7.5	7.0	6.0	6.0	5.0	19.0	92.0	


 Technical Delegate


 Chief of Competition



K20

July 27, 2011, Park City, Utah

Official Special Jumping Results

Rank	StNr	Name	Club	YOB	km/h	Dist	DPts	A	B	C	D	E	SPTs	JPTs	TPts
Class J4 B															
1	31	Dean, Decker	SSWSC	2000	0.00	18.5	52.8	17.0	16.5	16.5	16.5	17.0	50.0	102.8	
					0.00	18.5	52.8	17.5	16.5	17.0	17.0	17.0	51.0	103.8	206.6
2T	32	Smith, Hunter	CEN	2001	0.00	18.5	52.8	17.0	16.0	16.0	16.0	16.0	48.0	100.8	
					0.00	19.0	55.2	17.0	16.5	16.5	16.0	16.0	49.0	104.2	205.0
2T	41	Munn, Ollie	CAN	2000	0.00	19.0	55.2	16.5	16.5	16.5	16.0	16.0	49.0	104.2	
					0.00	18.5	52.8	16.0	16.0	16.0	15.5	16.0	48.0	100.8	205.0
4	33	Lierop, Joey Van	CAN	2001	0.00	18.5	52.8	16.0	14.5	15.0	14.5	13.5	44.0	96.8	
					0.00	19.0	55.2	16.5	15.5	16.0	13.5	14.5	46.0	101.2	198.0
5	40	Schumann, Stephen	PCNSC	2000	0.00	18.0	50.4	16.5	15.5	14.5	15.0	14.0	45.0	95.4	
					0.00	17.0	45.6	16.0	16.0	15.5	14.5	14.5	46.0	91.6	187.0
6	35	Brunshot, Jesse Van	CAN	2000	0.00	17.5	48.0	14.0	14.0	14.0	13.0	13.5	41.5	89.5	
					0.00	18.0	50.4	14.0	15.0	14.5	13.5	14.0	42.5	92.9	182.4
7	72	Gessner, Erik	CEN	2002	0.00	15.5	38.4	15.0	15.0	15.5	15.5	15.0	45.5	83.9	
					0.00	17.0	45.6	14.5	15.0	15.5	15.5	15.0	45.5	91.1	175.0
8	37	Andrews, Brenden	SSWSC	2000	0.00	15.5	38.4	14.0	14.0	14.5	12.0	14.0	42.0	80.4	
					0.00	15.5	38.4	13.5	14.0	14.0	11.5	12.5	40.0	78.4	158.8
9	39	Edlund, Joey	CEN	2000	0.00	18.0	50.4	10.0	9.5	10.0	8.5	7.5	28.0	78.4	
					0.00	18.0	50.4	9.5	9.0	10.0	8.5	7.5	27.0	77.4	155.8
10	13	Knox, Ian	PCNSC	2003	0.00	12.0	21.6	14.5	14.0	14.5	13.5	12.0	42.0	63.6	
					0.00	13.5	28.8	14.5	14.0	14.5	12.5	10.5	41.0	69.8	133.4
11	11	Stretch, Max	CAN	2002	0.00	13.0	26.4	13.5	12.5	13.0	10.0	10.5	36.0	62.4	
					0.00	13.5	28.8	14.0	14.0	14.0	14.0	13.0	42.0	70.8	133.2
12	34	Krug, Christopher	CAN	2001	0.00	13.5	28.8	14.5	13.0	13.5	13.5	13.0	40.0	68.8	
					0.00	16.0	40.8	7.5	6.5	6.5	6.0	5.0	19.0	59.8	128.6
13	36	Bradshaw, Hayden	PCNSC	2000	0.00	11.5	19.2	14.0	13.5	14.5	13.0	13.0	40.5	59.7	
					0.00	13.0	26.4	13.5	13.5	14.5	13.5	13.0	40.5	66.9	126.6
14	19	Cassidy, Elli	CAN	2002	0.00	11.0	16.8	13.0	12.5	12.0	11.0	11.0	35.5	52.3	
					0.00	11.5	19.2	5.5	6.0	5.5	6.0	5.0	17.0	36.2	88.5

2011 13th Annual Springer Tournee

Jul 27 2011

K20

Page 1

July 27, 2011, Park City, Utah

Official Special Jumping Results

Rank	StNr	Name	Club	YOB	km/h	Dist	DPTs	A	B	C	D	E	SPTs	JPTs	TPTs
Class J4 G															
1	26	Maurer, Nicole	CAN	2000	0.00	17.0	45.6	15.5	16.0	15.5	15.0	15.5	46.5	92.1	
					0.00	17.5	48.0	16.0	16.0	16.5	15.5	16.0	48.0	96.0	188.1
2	20	Larson, Cara	CEN	2000	0.00	17.0	45.6	15.0	14.5	14.5	14.0	14.5	43.5	89.1	
					0.00	17.5	48.0	16.5	15.0	15.5	14.0	15.0	45.5	93.5	182.6
3	27	Strate, Abi	CAN	2001	0.00	17.5	48.0	15.0	15.0	15.0	15.0	15.0	45.0	93.0	
					0.00	15.0	36.0	15.0	15.5	15.5	14.5	15.0	45.5	81.5	174.5
4	24	Gebhardt, Waverly	SSWSC	2001	0.00	14.5	33.6	15.5	15.0	15.5	15.0	14.5	45.5	79.1	
					0.00	14.5	33.6	15.0	15.0	15.0	15.5	15.0	45.0	78.6	157.7
5	22	Bickner, Kailey	CEN	2000	0.00	13.5	28.8	14.5	14.5	14.5	14.0	14.0	43.0	71.8	
					0.00	16.0	40.8	14.5	14.5	14.5	14.0	14.0	43.0	83.8	155.6
6	25	Mattoon, Natalia	CEN	2001	0.00	13.0	26.4	15.0	15.0	15.5	15.5	15.5	46.0	72.4	
					0.00	13.5	28.8	15.0	15.5	15.5	14.5	15.0	45.5	74.3	146.7
7	23	Macuga, Samatha	PCNSC	2001	0.00	12.0	21.6	15.0	14.0	15.0	14.5	13.5	43.5	65.1	
					0.00	13.5	28.8	15.0	14.5	15.0	15.0	13.5	44.5	73.3	138.4
Class Open G															
1	45	Nester, Sofia	PCNSC	1999	0.00	13.5	28.8	14.0	14.5	13.5	13.0	13.0	40.5	69.3	
					0.00	15.0	36.0	13.5	13.5	13.0	12.5	10.0	39.0	75.0	144.3
2	60	Kanarowski, Alexa	PCNSC	1999	0.00	11.0	16.8	14.0	14.5	14.5	14.0	14.0	42.5	59.3	
					0.00	12.0	21.6	13.5	14.0	15.5	13.5	12.0	41.0	62.6	121.9
3	28	Requist, Olivia	SSWSC	1999	0.00	10.5	14.4	13.0	13.0	12.5	12.0	12.5	38.0	52.4	
					0.00	10.5	14.4	13.0	14.0	12.5	11.5	12.0	37.5	51.9	104.3
Class Open B															
1	30	Diamandis, Skylar	PCNSC	1999	0.00	13.0	26.4	14.5	14.0	14.0	14.0	13.0	42.0	68.4	
					0.00	14.5	33.6	13.5	13.0	12.5	13.5	20.0	40.0	73.6	142.0

2011 13th Annual Springer Tournee

Jul 27 2011

K20

Page 2

July 27, 2011, Park City, Utah

Official Special Jumping Results

Rank	StNr	Name	Club	YOB	km/h	Dist	DPts	A	B	C	D	E	SPTs	JPTs	TPts
Class J4 B															
1	31	Dean, Decker	SSWSC	2000	0.00	18.5	52.8	17.0	16.5	16.5	16.5	17.0	50.0	102.8	
					0.00	18.5	52.8	17.5	16.5	17.0	17.0	17.0	51.0	103.8	206.6
2T	32	Smith, Hunter	CEN	2001	0.00	18.5	52.8	17.0	16.0	16.0	16.0	16.0	48.0	100.8	
					0.00	19.0	55.2	17.0	16.5	16.5	16.0	16.0	49.0	104.2	205.0
2T	41	Munn, Ollie	CAN	2000	0.00	19.0	55.2	16.5	16.5	16.5	16.0	16.0	49.0	104.2	
					0.00	18.5	52.8	16.0	16.0	16.0	15.5	16.0	48.0	100.8	205.0
4	33	Lierop, Joey Van	CAN	2001	0.00	18.5	52.8	16.0	14.5	15.0	14.5	13.5	44.0	96.8	
					0.00	19.0	55.2	16.5	15.5	16.0	13.5	14.5	46.0	101.2	198.0
5	40	Schumann, Stephen	PCNSC	2000	0.00	18.0	50.4	16.5	15.5	14.5	15.0	14.0	45.0	95.4	
					0.00	17.0	45.6	16.0	16.0	15.5	14.5	14.5	46.0	91.6	187.0
6	35	Brunshot, Jesse Van	CAN	2000	0.00	17.5	48.0	14.0	14.0	14.0	13.0	13.5	41.5	89.5	
					0.00	18.0	50.4	14.0	15.0	14.5	13.5	14.0	42.5	92.9	182.4
7	72	Gessner, Erik	CEN	2002	0.00	15.5	38.4	15.0	15.0	15.5	15.5	15.0	45.5	83.9	
					0.00	17.0	45.6	14.5	15.0	15.5	15.5	15.0	45.5	91.1	175.0
8	37	Andrews, Brenden	SSWSC	2000	0.00	15.5	38.4	14.0	14.0	14.5	12.0	14.0	42.0	80.4	
					0.00	15.5	38.4	13.5	14.0	14.0	11.5	12.5	40.0	78.4	158.8
9	39	Edlund, Joey	CEN	2000	0.00	18.0	50.4	10.0	9.5	10.0	8.5	7.5	28.0	78.4	
					0.00	18.0	50.4	9.5	9.0	10.0	8.5	7.5	27.0	77.4	155.8
10	13	Knox, Ian	PCNSC	2003	0.00	12.0	21.6	14.5	14.0	14.5	13.5	12.0	42.0	63.6	
					0.00	13.5	28.8	14.5	14.0	14.5	12.5	10.5	41.0	69.8	133.4
11	11	Stretch, Max	CAN	2002	0.00	13.0	26.4	13.5	12.5	13.0	10.0	10.5	36.0	62.4	
					0.00	13.5	28.8	14.0	14.0	14.0	14.0	13.0	42.0	70.8	133.2
12	34	Krug, Christopher	CAN	2001	0.00	13.5	28.8	14.5	13.0	13.5	13.5	13.0	40.0	68.8	
					0.00	16.0	40.8	7.5	6.5	6.5	6.0	5.0	19.0	59.8	128.6
13	36	Bradshaw, Hayden	PCNSC	2000	0.00	11.5	19.2	14.0	13.5	14.5	13.0	13.0	40.5	59.7	
					0.00	13.0	26.4	13.5	13.5	14.5	13.5	13.0	40.5	66.9	126.6
14	19	Cassidy, Elli	CAN	2002	0.00	11.0	16.8	13.0	12.5	12.0	11.0	11.0	35.5	52.3	
					0.00	11.5	19.2	5.5	6.0	5.5	6.0	5.0	17.0	36.2	88.5

2011 13th Annual Springer Tournee

K20


July 27, 2011, Park City, Utah

Official Special Jumping Results

Rank	StNr	Name	Club	YOB	km/h	Dist	DPts	A	B	C	D	E	SPts	JPts	TPts
------	------	------	------	-----	------	------	------	---	---	---	---	---	------	------	------



Technical Delegate



Chief of Competition



2011 13th Annual Springer Tournee

Jul 27 2011

K40

Page 1

July 27, 2011, Park City, Utah

Official Special Jumping Results

Rank	StNr	Name	Club	YOB	km/h	Dist	DPts	A	B	C	D	E	SPTs	JPts	TPts
Class J3 G															
1	43	Katthain, Domanique	SSWSC	1998	0.00	32.0	34.4	14.5	16.0	14.5	15.0	14.0	44.0	78.4	
					0.00	30.0	28.0	14.0	15.5	15.0	16.0	15.5	46.0	74.0	152.4
2	26	Maurer, Nicole	CAN	2000	0.00	29.0	24.8	15.0	15.5	15.0	14.5	16.0	45.5	70.3	
					0.00	32.0	34.4	15.5	15.0	14.5	14.0	15.0	44.5	78.9	149.2
3	44	Eilers, Natafie	CAN	1998	0.00	31.0	31.2	14.0	14.0	14.0	13.0	13.0	41.0	72.2	
					0.00	32.0	34.4	13.5	14.5	14.0	14.5	14.0	42.5	76.9	149.1
4	46	Sankey, Logan	SSWSC	1998	0.00	29.5	26.4	15.0	16.0	15.5	15.5	15.5	46.5	72.9	
					0.00	29.5	26.4	13.5	14.5	14.0	15.0	14.5	43.0	69.4	142.3
5	49	McManus, Shannon	CAN	1999	0.00	30.0	28.0	14.5	14.5	14.5	14.0	13.0	43.0	71.0	
					0.00	29.5	26.4	14.0	14.5	14.5	13.5	12.5	42.0	68.4	139.4
6	47	Bodnarchuk, Natasha	CAN	1998	0.00	28.5	23.2	15.5	15.5	15.0	15.5	14.5	46.0	69.2	
					0.00	28.5	23.2	14.5	14.5	14.5	15.0	14.0	43.5	66.7	135.9
7	27	Strate, Abi	CAN	2001	0.00	27.0	18.4	14.0	15.0	15.0	15.0	14.0	44.0	62.4	
					0.00	29.5	26.4	14.5	14.5	14.0	14.5	13.5	43.0	69.4	131.8
8	48	Hamming, Eleora	CAN	1999	0.00	26.5	16.8	15.0	14.5	14.5	13.5	13.0	42.5	59.3	
					0.00	28.5	23.2	15.0	14.5	14.0	14.5	13.5	43.0	66.2	125.5
9	42	Hogan, Katherine	CAN	1998	0.00	27.5	20.0	14.0	14.5	13.5	13.5	13.0	41.0	61.0	
					0.00	26.0	15.2	13.5	14.5	13.5	14.0	13.0	41.0	56.2	117.2
10	20	Larson, Cara	CEN	2000	0.00	21.0	-0.8	14.5	14.5	13.0	13.5	13.5	41.5	40.7	
					0.00	22.0	2.4	13.5	13.5	13.5	14.0	13.0	40.5	42.9	83.6

2011 13th Annual Springer Tournee

Jul 27 2011

K40

Page 2

July 27, 2011, Park City, Utah

Official Special Jumping Results


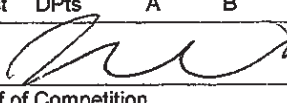
Rank	StNr	Name	Club	YOB	km/h	Dist	DPts	A	B	C	D	E	SPts	JPts	TPts
Class J3 B															
1	69	Hannigan, Adrian	CAN	1998	0.00	39.0	56.8	17.0	17.0	17.0	16.5	17.0	51.0	107.8	
					0.00	41.5	64.8	15.5	15.5	14.5	14.0	10.0	44.0	108.8	216.6
2	63	Lierop, Jack Van	CAN	1999	0.00	36.0	47.2	16.5	16.5	16.0	16.0	16.5	49.0	96.2	
					0.00	39.5	58.4	17.0	17.0	17.0	16.5	16.5	50.5	108.9	205.1
3	64	Petersen, Davis	SSWSC	1999	0.00	36.0	47.2	15.5	15.5	15.0	15.5	12.0	46.0	93.2	
					0.00	38.0	53.6	16.5	16.5	16.0	16.0	15.5	48.5	102.1	195.3
4	70	Shumate, Jared	PCNSC	1999	0.00	36.5	48.8	16.5	16.5	16.5	16.0	15.5	49.0	97.8	
					0.00	36.0	47.2	16.0	16.0	16.5	16.0	15.0	48.0	95.2	193.0
5	74	Gasienica, Patrick	PCNSC	1998	0.00	34.5	42.4	16.0	16.0	16.0	15.5	15.5	47.5	89.9	
					0.00	36.0	47.2	17.0	16.0	16.5	16.5	16.0	49.0	96.2	186.1
6	66	Munn, Hayden	CAN	1998	0.00	34.5	42.4	15.0	15.5	15.0	13.5	14.5	44.5	86.9	
					0.00	35.5	45.6	15.5	15.5	16.0	15.0	15.5	46.5	92.1	179.0
7	32	Smith, Hunter	CEN	2001	0.00	35.0	44.0	15.0	15.0	15.0	15.0	14.5	45.0	89.0	
					0.00	34.5	42.4	15.0	14.5	14.5	14.5	14.5	43.5	85.9	174.9
8	41	Munn, Ollie	CAN	2000	0.00	34.0	40.8	15.0	15.0	16.0	16.0	16.0	47.0	87.8	
					0.00	33.5	39.2	16.0	15.5	15.5	14.5	15.5	46.5	85.7	173.5
9	71	Hoefler, Tucker	PCNSC	1998	0.00	34.5	42.4	14.5	14.0	15.0	14.5	13.0	43.0	85.4	
					0.00	34.5	42.4	14.0	14.0	15.0	14.5	13.0	42.5	84.9	170.3
10	31	Dean, Decker	SSWSC	2000	0.00	32.0	34.4	14.5	14.5	15.0	15.5	15.0	44.5	78.9	
					0.00	33.0	37.6	15.0	15.5	15.5	16.0	15.5	46.5	84.1	163.0
11	35	Brunshot, Jesse Van	CAN	2000	0.00	33.5	39.2	14.0	14.5	14.5	14.0	14.0	42.5	81.7	
					0.00	32.0	34.4	14.0	15.0	14.5	14.5	13.5	43.0	77.4	159.1
12	33	Lierop, Joey Van	CAN	2001	0.00	32.5	36.0	14.5	14.5	14.0	15.0	13.0	43.0	79.0	
					0.00	32.5	36.0	14.0	14.0	14.5	14.5	13.0	42.5	78.5	157.5
13	40	Schumann, Stephen	PCNSC	2000	0.00	31.5	32.8	14.5	14.0	14.0	15.0	13.0	42.5	75.3	
					0.00	32.5	36.0	15.0	14.0	12.0	13.0	10.0	39.0	75.0	150.3
14	65	Gebhardt, Wyatt	SSWSC	1999	0.00	30.0	28.0	14.0	14.5	14.5	14.5	14.0	43.0	71.0	
					0.00	30.0	28.0	15.0	16.0	15.0	16.0	15.5	46.5	74.5	145.5
15	68	Keeffe, Noel	SSWSC	1999	0.00	30.5	29.6	14.5	14.5	15.5	15.0	14.0	44.0	73.6	
					0.00	30.0	28.0	14.5	14.5	14.5	15.0	14.0	43.5	71.5	145.1
16	67	Rosenthal, Peter	SSWSC	1998	0.00	27.5	20.0	14.5	15.0	15.0	15.5	15.0	45.0	65.0	
					0.00	29.0	24.8	15.5	15.5	15.0	15.5	15.5	46.5	71.3	136.3
17	73	Mueller, Marcus	CAN	1999	0.00	23.0	5.6	13.5	13.0	14.0	14.0	13.5	41.0	46.6	
					0.00	23.5	7.2	14.0	14.0	14.0	13.5	13.5	41.5	48.7	95.3

2011 13th Annual Springer Tournee

K40

July 27, 2011, Park City, Utah

Official Special Jumping Results

Rank	StNr	Name	Club	YOB	km/h	Dist	DPts	A	B	C	D	E	SPTs	JPTs	TPts
															
		Technical Delegate													
															
		Chief of Competition													



2011 13th Annual Springer Tournee

K64

July 26, 2011, Park City, Utah

Official Special Jumping Results

Rank	StNr	Name	Club	YOB	km/h	Dist	Dpts	A	B	C	D	E	SPTs	JPTs	TPTs
Class Open G															
1	48	Frenette, Annie	East	1995	0.00	46.0	16.8	14.5	13.5	14.0	15.0	14.5	43.0	59.8	
					0.00	46.0	16.8	15.0	14.5	15.0	15.0	14.5	44.5	61.3	121.1
Class J2 G															
1	68	Pretorius, Alexandra	CAN	1996	0.00	55.0	38.4	16.5	16.0	16.5	16.0	16.5	49.0	87.4	
					0.00	58.0	45.6	17.5	17.0	16.0	16.5	17.0	50.5	96.1	183.5
2	92	Yip, Raven	CAN	1997	0.00	55.0	38.4	17.0	16.5	16.5	16.5	15.0	49.5	87.9	
					0.00	58.0	45.6	16.5	15.5	15.5	16.0	14.5	47.0	92.6	180.5
3	90	Bruce, Mahni	CAN	1997	0.00	54.5	37.2	15.5	16.0	16.0	15.0	14.5	46.5	83.7	
					0.00	54.5	37.2	15.0	16.0	16.0	15.5	14.5	46.5	83.7	167.4
4	10	Gasienica, Sabina	PCNSC	1996	0.00	47.0	19.2	15.5	16.0	15.0	15.5	15.0	46.0	65.2	
					0.00	46.5	18.0	15.0	15.5	14.0	15.0	15.5	45.5	63.5	128.7
5	38	Wallace, Elisabeth	CEN	1996	0.00	46.0	16.8	14.0	15.5	15.0	15.0	14.5	44.5	61.3	
					0.00	46.0	16.8	14.0	15.0	15.5	15.5	15.0	45.5	62.3	123.6
6	33	Bohlmann, Natalie	RMD	1997	0.00	42.0	7.2	14.0	14.5	14.0	14.5	14.0	42.5	49.7	
					0.00	44.0	12.0	13.5	14.5	14.5	14.5	13.5	42.5	54.5	104.2
7	4	Maurer, Manon	PCNSC	1996	0.00	42.0	7.2	15.0	14.5	15.5	15.5	15.0	45.5	52.7	
					0.00	40.5	3.6	14.5	14.5	14.5	15.5	15.0	44.0	47.6	100.3
8	96	Enno, Miranda	CAN	1997	0.00	42.0	7.2	13.5	14.0	14.5	14.5	14.0	42.5	49.7	
					0.00	40.0	2.4	13.5	15.0	15.0	15.0	13.5	43.5	45.9	95.6
9	44	Katthain, Domonique	RMD	1998	0.00	36.0	-7.2	13.5	13.5	13.5	14.0	14.0	41.0	33.8	
					0.00	38.0	-2.4	13.5	13.5	14.5	14.5	14.0	42.0	39.6	73.4
10	12	Requist, Melissa	RMD	1997	0.00	33.0	-14.4	13.5	12.5	13.5	14.5	13.0	40.0	25.6	
					0.00	35.0	-9.6	13.0	13.0	14.0	14.5	13.5	40.5	30.9	56.5
Class Open B															
1	11	Rydel, Chris	East	1993	0.00	54.0	36.0	15.5	15.5	16.5	15.5	15.5	46.5	82.5	
					0.00	54.5	37.2	15.5	15.0	15.5	15.5	15.5	46.5	83.7	166.2
2	27	Shapiro, Sam	East	1993	0.00	44.5	13.2	15.5	15.5	16.0	15.5	15.0	46.5	59.7	
					0.00	44.0	12.0	14.5	15.5	16.0	15.5	15.5	46.5	58.5	118.2
3	7	Capone, Nate	East	1994	0.00	44.5	13.2	14.0	14.0	15.0	14.5	13.5	42.5	55.7	
					0.00	44.5	13.2	13.5	14.0	15.0	16.0	14.0	43.0	56.2	111.9

2011 13th Annual Springer Tournee

K64

July 26, 2011, Park City, Utah

Official Special Jumping Results

Rank	StNr	Name	Club	YOB	km/h	Dist	DPts	A	B	C	D	E	SPTs	JPTs	TPts
Class J2 B															
1	75	Reid, Rogan	CAN	1997	0.00	60.5	51.6	17.0	16.5	16.0	16.5	16.0	49.0	100.6	
					0.00	65.5	63.6	17.0	16.0	16.5	16.0	16.5	49.0	112.6	213.2
2	62	Bickner, Kevin	CEN	1996	0.00	62.0	55.2	17.0	16.0	16.5	16.5	14.5	49.0	104.2	
					0.00	61.5	54.0	17.0	16.5	16.5	16.5	17.0	50.0	104.0	208.2
3	54	Soukup, Matthew	CAN	1997	0.00	59.5	49.2	17.0	16.0	16.0	16.5	14.5	48.5	97.7	
					0.00	63.0	57.6	16.5	16.5	16.5	16.0	15.0	49.0	106.6	204.3
4	66	Pretorius, Jean Cha	CAN	1996	0.00	55.5	39.6	16.5	16.5	16.5	16.5	16.0	49.5	89.1	
					0.00	63.5	58.8	18.0	17.0	17.0	16.5	16.0	50.5	109.3	198.4
5	2	Loomis, Ben	CEN	1998	0.00	58.0	45.6	17.0	16.0	16.5	16.5	15.5	49.0	94.6	
					0.00	61.5	54.0	18.0	16.0	16.5	16.0	16.5	49.0	103.0	197.6
6	42	Madden, Nicholas	RMD	1996	0.00	58.0	45.6	16.5	16.5	16.0	16.5	16.5	49.5	95.1	
					0.00	61.0	52.8	17.0	16.0	16.5	16.5	15.5	49.0	101.8	196.9
7	69	Kissell, Colton	PCNSC	1996	0.00	55.5	39.6	17.0	16.5	17.0	17.0	16.5	50.5	90.1	
					0.00	62.0	55.2	17.0	17.0	17.0	17.0	16.0	51.0	106.2	196.3
8	1	Hannigan, Adrian	CAN	1998	0.00	56.5	42.0	17.5	17.0	17.0	17.0	17.0	51.0	93.0	
					0.00	60.0	50.4	17.5	16.0	17.0	17.0	16.5	50.5	100.9	193.9
9	50	Snyder, Adam	PCNSC	1997	0.00	57.5	44.4	16.0	15.0	15.0	15.5	13.5	45.5	89.9	
					0.00	62.5	56.4	16.0	16.0	16.5	15.5	15.0	47.5	103.9	193.8
10	57	Maurer, Josh	CAN	1996	0.00	54.5	37.2	16.0	16.5	16.5	16.0	16.0	48.5	85.7	
					0.00	61.5	54.0	18.0	17.0	17.0	17.0	16.5	51.0	105.0	190.7
11	14	Lauchlin, Nigel	CAN	1996	0.00	55.0	38.4	16.0	16.0	15.5	16.0	14.0	47.5	85.9	
					0.00	60.0	50.4	17.0	16.5	16.5	16.5	16.0	49.5	99.9	185.8
12	47	Schrock, Somer	CEN	1996	0.00	54.0	36.0	17.0	17.5	16.5	16.0	16.5	50.0	86.0	
					0.00	59.0	48.0	17.0	17.0	17.0	16.0	17.5	51.0	99.0	185.0
13	58	Larson, Casey	CEN	1998	0.00	51.5	30.0	17.0	16.5	15.5	17.0	16.5	50.0	80.0	
					0.00	61.0	52.8	17.5	16.5	16.0	17.0	16.0	49.5	102.3	182.3
14	6	Good, Jasper	RMD	1996	0.00	54.0	36.0	16.5	16.0	17.0	16.5	17.0	50.0	86.0	
					0.00	57.0	43.2	17.5	17.0	16.5	16.5	16.5	50.0	93.2	179.2
15	74	Mitchell, Logan	CAN	1997	0.00	56.5	42.0	15.5	15.5	16.0	16.0	16.0	47.5	89.5	
					0.00	62.5	56.4	8.0	8.5	8.0	7.5	5.5	23.5	79.9	169.4
16	60	Petersen, Spencer	RMD	1996	0.00	52.5	32.4	16.0	15.5	16.5	16.0	15.0	47.5	79.9	
					0.00	52.5	32.4	14.5	15.0	16.0	15.5	14.0	45.0	77.4	157.3
17	64	Edlund, Trevor	CEN	1997	0.00	48.5	22.8	14.5	15.0	14.5	16.0	14.0	44.0	66.8	
					0.00	55.5	39.6	16.0	15.0	16.0	16.0	15.5	47.5	87.1	153.9

2011 13th Annual Springer Tournee K64

July 26, 2011, Park City, Utah

Official Special Jumping Results

Rank	StNr	Name	Club	YOB	km/h	Dist	Dpts	A	B	C	D	E	SPTs	JPTs	TPts
18	20	Doyle, Matt	East	1996	0.00	50.0	26.4	16.0	16.0	17.0	16.0	16.0	48.0	74.4	
					0.00	49.5	25.2	15.0	15.5	15.5	16.0	14.0	46.0	71.2	145.6
19	13	Lock, Jake	PCNSC	1997	0.00	48.0	21.6	14.5	14.5	14.5	14.5	13.5	43.5	65.1	
					0.00	51.5	30.0	15.5	15.5	16.0	16.0	15.5	47.0	77.0	142.1
20	19	Lierop, Jack Van	CAN	1999	0.00	47.0	19.2	15.0	15.5	15.5	16.0	15.5	46.5	65.7	
					0.00	48.5	22.8	15.5	15.5	15.5	16.0	15.0	46.5	69.3	135.0
21	17	Johnson, Ryan	CEN	1997	0.00	45.0	14.4	14.5	15.5	15.5	16.0	14.0	45.5	59.9	
					0.00	49.5	25.2	15.5	16.0	15.5	15.0	14.0	46.0	71.2	131.1
22	61	Mattoon, Nate	CEN	1998	0.00	46.5	18.0	14.5	14.5	15.5	15.0	14.5	44.0	62.0	
					0.00	48.5	22.8	15.0	14.5	15.0	14.5	13.5	44.0	66.8	128.8
23	15	Gasienica, Patrick	PCNSC	1998	0.00	42.0	7.2	14.0	15.5	15.0	16.0	13.5	44.5	51.7	
					0.00	49.0	24.0	16.5	15.5	14.5	16.0	13.5	46.0	70.0	121.7
24	36	Polz, Matthew	CAN	1997	0.00	42.0	7.2	15.5	15.0	15.5	16.0	15.0	46.0	53.2	
					0.00	46.0	16.8	15.0	15.5	15.0	15.5	15.0	45.5	62.3	115.5
25	43	Shumate, Jared	PCNSC	1999	0.00	43.0	9.6	14.0	14.5	14.0	15.5	13.5	42.5	52.1	
					0.00	45.0	14.4	15.5	15.0	15.0	15.5	13.5	45.5	59.9	112.0
26	9	Hoffman, Joe	CEN	1997	0.00	45.5	15.6	14.5	15.0	14.5	16.0	13.5	44.0	59.6	
					0.00	43.0	9.6	14.0	14.5	13.5	15.0	13.5	42.0	51.6	111.2
27	34	Munn, Hayden	CAN	1998	0.00	41.5	6.0	14.0	14.5	15.0	15.0	15.0	44.5	50.5	
					0.00	44.0	12.0	14.0	14.5	15.0	15.0	14.5	44.0	56.0	106.5
28	18	Andrews, Grant	RMD	1997	0.00	41.0	4.8	14.0	15.0	15.5	15.5	15.0	45.5	50.3	
					0.00	44.0	12.0	14.0	14.0	14.5	15.5	13.0	42.5	54.5	104.8
29	8	Smith, Hunter	CEN	2001	0.00	41.5	6.0	15.0	15.5	15.0	15.5	15.0	45.5	51.5	
					0.00	41.0	4.8	14.5	16.0	15.0	15.5	15.0	45.5	50.3	101.8
30	25	Hoeffler, Tucker	PCNSC	1998	0.00	36.0	-7.2	12.5	12.5	13.0	14.0	12.5	38.0	30.8	
					0.00	38.0	-2.4	13.0	14.0	13.5	14.0	13.0	40.5	38.1	68.9
31	22	Schumann, Stephen	PCNSC	2000	0.00	40.5	3.6	13.0	13.5	14.0	14.0	13.0	40.5	44.1	
					0.00	41.0	4.8	6.0	6.5	6.5	7.0	5.5	19.0	23.8	67.9
32	5	Lock, Robert	PCNSC	1997	0.00	38.0	-2.4	13.5	13.5	13.5	14.0	13.0	40.5	38.1	
					0.00	38.0	-2.4	8.0	7.5	9.0	8.0	9.0	25.0	22.6	60.7

2011 13th Annual Springer Tournee

K64

July 26, 2011, Park City, Utah

Official Special Jumping Results

Rank	StNr	Name	Club	YOB	km/h	Dist	Dpts	A	B	C	D	E	Spts	Jpts	Tpts
------	------	------	------	-----	------	------	------	---	---	---	---	---	------	------	------

Technical Delegate

Chief of Competition



2011 13th Annual Springer Tournee

K90

July 26, 2011, Park City, Utah

Official Special Jumping Results

Rank	StNr	Name	Club	YOB	km/h	Dist	DPTs	A	B	C	D	E	SPTs	JPTs	TPts
Class Open W															
1	84	Jerome, Jessica	USA-WSJ	1987	0.00	93.5	67.0	18.0	17.0	16.5	17.5	17.5	52.0	119.0	
					0.00	89.0	58.0	17.0	17.0	16.5	16.5	16.0	50.0	108.0	227.0
2	93	Hendrickson, Sarah	USA-WSJ	1994	0.00	84.0	48.0	16.5	17.5	16.5	18.0	16.5	50.5	98.5	
					0.00	93.5	67.0	18.0	18.0	17.5	18.0	17.5	53.5	120.5	219.0
3	87	Johnson, Alissa	USA-WSJ	1987	0.00	88.0	56.0	16.5	16.5	16.0	17.5	17.0	50.0	106.0	
					0.00	89.5	59.0	17.0	17.5	17.5	17.5	17.5	52.5	111.5	217.5
4	95	Lussi, Nina	USA-WSJ	1994	0.00	89.5	59.0	17.0	16.5	17.0	17.0	17.5	51.0	110.0	
					0.00	84.0	48.0	16.0	17.0	17.0	17.0	17.0	51.0	99.0	209.0
5	82	Hughes, Abby	USA-WSJ	1989	0.00	83.0	46.0	16.5	16.5	16.5	16.5	16.5	49.5	95.5	
					0.00	80.0	40.0	16.0	17.0	17.0	17.0	17.0	51.0	91.0	186.5
6	85	Henrick, Taylor	CAN	1995	0.00	79.5	39.0	16.0	17.5	16.5	17.0	16.5	50.0	89.0	
					0.00	81.0	42.0	16.5	17.0	16.5	17.0	17.0	50.5	92.5	181.5
7	80	Ardovino, Avery	USA-WSJ	1992	0.00	74.0	28.0	16.0	16.0	16.0	17.0	17.0	49.0	77.0	
					0.00	78.5	37.0	16.0	16.5	16.5	17.0	17.0	50.0	87.0	164.0
8	86	Mitchell, Charlotte	CAN	1994	0.00	74.5	29.0	15.5	15.5	15.5	16.0	16.0	47.0	76.0	
					0.00	79.0	38.0	15.0	16.0	15.5	16.5	16.0	47.5	85.5	161.5
9	83	Sepandj, Jasmine	CAN	1995	0.00	73.5	27.0	14.5	15.5	15.5	16.0	15.5	46.5	73.5	
					0.00	72.0	24.0	15.5	16.0	15.5	16.0	16.0	47.5	71.5	145.0
10	72	Friberg, Karin	CEN	1989	0.00	66.0	12.0	14.5	15.0	15.0	15.0	15.0	45.0	57.0	
					0.00	70.0	20.0	15.0	16.5	16.0	16.0	15.0	47.0	67.0	124.0
11	68	Pretorius, Alexandra	CAN	1996	0.00	67.5	15.0	15.0	15.5	15.5	16.0	15.5	46.5	61.5	
					0.00	66.0	12.0	14.5	16.0	15.5	16.0	16.0	47.5	59.5	121.0
12	56	Anderson, Emilee	CEN	1995	0.00	65.0	10.0	15.5	15.5	15.0	16.0	15.5	46.5	56.5	
					0.00	64.0	8.0	14.5	15.5	15.5	15.5	15.5	46.5	54.5	111.0
13	92	Yip, Raven	CAN	1997	0.00	65.5	11.0	14.5	15.0	14.5	16.0	15.0	44.5	55.5	
					0.00	64.0	8.0	15.5	15.0	15.5	16.0	14.5	46.0	54.0	109.5
14	90	Bruce, Mahni	CAN	1997	0.00	62.5	5.0	14.0	13.5	15.0	14.5	14.0	42.5	47.5	
					0.00	60.0	0.0	13.5	14.5	15.0	14.5	14.5	43.5	43.5	91.0
15	21	Keeffe, Madison	RMD	1995	0.00	59.0	-2.0	14.0	15.5	20.0	16.0	14.5	46.0	44.0	
					0.00	59.0	-2.0	14.5	14.0	15.5	15.0	14.5	44.0	42.0	86.0
16	24	Kisseli, Kamber	PCNSC	1994	0.00	56.0	-8.0	13.5	14.0	20.0	14.0	13.5	41.5	33.5	
					0.00	57.0	-6.0	14.0	14.0	14.0	14.5	14.5	42.5	36.5	70.0

2011 13th Annual Springer Tournee

K90

July 26, 2011, Park City, Utah

Official Special Jumping Results

Rank	StNr	Name	Club	YOB	km/h	Dist	Dpts	A	B	C	D	E	SPTs	JPts	TPts
Class Open M															
1	81	Alexander, Nicholas	USA-SJ	1988	0.00	94.0	68.0	18.0	17.0	17.5	17.0	18.0	52.5	120.5	
					0.00	99.5	79.0	18.5	18.5	18.5	17.5	19.0	55.5	134.5	255.0
2	77	Frenette, Peter	USA-SJ	1992	0.00	96.5	73.0	18.0	17.0	17.0	17.0	17.0	51.0	124.0	
					0.00	95.0	70.0	18.0	18.0	18.0	17.5	18.0	54.0	124.0	248.0
3	94	Lamb, Chris	USA-SJ	1989	0.00	92.5	65.0	18.0	17.5	17.5	17.0	17.0	52.0	117.0	
					0.00	94.5	69.0	18.0	17.0	18.0	17.0	18.0	53.0	122.0	239.0
4	67	Wallace, Brian	CEN	1993	0.00	89.0	58.0	17.0	17.0	16.5	16.0	16.5	50.0	108.0	
					0.00	96.5	73.0	17.5	17.5	17.5	16.0	18.0	52.5	125.5	233.5
5	76	Johnson, Anders	USA-SJ	1989	0.00	91.0	62.0	18.0	17.5	17.5	17.5	17.5	52.5	114.5	
					0.00	88.0	56.0	17.0	18.0	18.0	17.5	17.5	53.0	109.0	223.5
6	53	Friberg, Christian	CEN	1994	0.00	87.5	55.0	17.0	16.0	16.5	17.5	17.0	50.5	105.5	
					0.00	89.0	58.0	17.0	17.5	18.0	17.5	17.0	52.0	110.0	215.5
7T	78	Saviil, Wesley	CAN	1989	0.00	85.0	50.0	17.0	17.0	17.5	17.0	17.5	51.5	101.5	
					0.00	88.5	57.0	17.0	18.0	17.0	17.5	17.0	51.5	108.5	210.0
7T	79	Fairall, Nicholas	USA-SJ	1989	0.00	86.0	52.0	17.0	17.0	17.0	16.5	17.0	51.0	103.0	
					0.00	87.5	55.0	17.0	17.5	18.0	16.5	17.5	52.0	107.0	210.0
9T	51	Haupt, Alex	PCNSC	1988	0.00	82.5	45.0	16.5	16.5	17.0	17.0	16.5	50.0	95.0	
					0.00	89.0	58.0	17.0	17.5	17.5	17.5	17.0	52.0	110.0	205.0
9T	70	Ward, Michael	RMD	1992	0.00	86.5	53.0	16.5	17.0	16.5	17.0	17.5	50.5	103.5	
					0.00	85.5	51.0	16.5	16.5	18.0	17.0	17.0	50.5	101.5	205.0
11	28	Hanson, Josh	PCNSC	1989	0.00	85.5	51.0	17.0	16.5	17.0	17.0	17.0	51.0	102.0	
					0.00	83.5	47.0	16.5	17.0	17.0	17.0	17.0	51.0	98.0	200.0
12	45	Bailey, Hyrum	PCNSC	1993	0.00	81.5	43.0	16.0	16.0	16.5	17.0	16.0	48.5	91.5	
					0.00	88.5	57.0	16.5	17.5	17.0	17.0	17.0	51.0	108.0	199.5
13	88	Glasder, Mike	USA-SJ	1989	0.00	86.5	53.0	17.0	17.5	17.5	17.0	17.5	52.0	105.0	
					0.00	82.0	44.0	16.0	17.5	17.0	16.5	16.5	50.0	94.0	199.0
14	55	Lynch, Erik	RMD	1994	0.00	84.5	49.0	16.0	15.5	16.5	16.5	16.5	49.0	98.0	
					0.00	80.5	41.0	16.5	17.5	17.5	16.5	17.0	51.0	92.0	190.0
15	52	Schott, Will	CEN	1991	0.00	80.5	41.0	17.0	16.5	17.5	17.5	17.0	51.5	92.5	
					0.00	82.5	45.0	16.0	18.0	17.0	17.5	17.0	51.5	96.5	189.0
16	31	Gantick, Aleck	RMD	1994	0.00	82.0	44.0	16.0	16.0	16.5	17.0	17.0	49.5	93.5	
					0.00	81.5	43.0	16.0	17.0	17.0	16.5	16.5	50.0	93.0	186.5
17	46	Rhoads, Will	PCNSC	1995	0.00	79.0	38.0	16.0	16.5	17.0	17.0	17.0	50.5	88.5	
					0.00	80.5	41.0	16.5	17.0	17.5	17.0	17.0	51.0	92.0	180.5

2011 13th Annual Springer Tournee


K90

July 26, 2011, Park City, Utah

Official Special Jumping Results

Rank	StNr	Name	Club	YOB	km/h	Dist	Dpts	A	B	C	D	E	Spts	Jpts	Tpts
------	------	------	------	-----	------	------	------	---	---	---	---	---	------	------	------


 Technical Delegate


 Chief of Competition



Round 2 DQ : Bib 39 Maurer, D (late jump)
 Bib 65 Field, C. (missing bib)